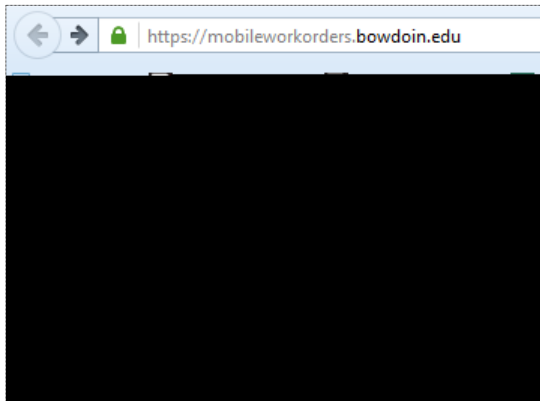


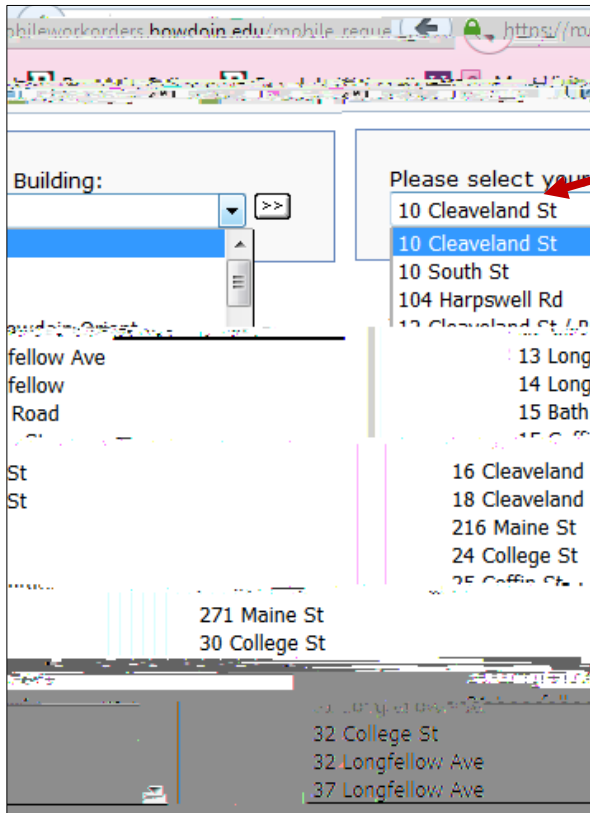
To submit a service request from a mobile device make sure you are connected to the internet and using your browser navigate to [mobileworkorders.bowdoin.edu](https://mobileworkorders.bowdoin.edu). It's recommended that you create a bookmark to easily access this site from your device in the future.

Use you Bowdoin provided user name and password. Do not include "@bowdoin.edu" after your user name.


Tap on



Tap on the arrow to see a list of buildings. Select a building and tap the button.



The "Department" field will auto populate after the building is selected.

Tap on the arrow under  to see a list of spaces. Select a space.

Type the information in the request box. To attach files to the request, tap the Browse button and select the file(s).

You will receive confirmation showing the request status as Pending. You will also receive email updates as the status of your request changes.